

# LS15

## Series Line Splitter



PoE

1 Year Warranty

- Power over Ethernet (PoE)
- Converts POE to Separate Power and Data Lines
- High Efficiency: 90%, 24V unit
- Industry Leading Small Profile; 3"x 2.1"x 1"
- Meets IEEE 802.3AF
- Full Thermal Protection
- Short Circuit & Overload Protection
- Input Shutdown
- UVLO / OVLO
- Surge Protection



### International Safety Standard Approvals



## Specifications

### Output Specifications

Line and Load Voltage Regulation		+/-1% V-out
Transient Response		1% of V-out (50%-100% load deviation)
Overvoltage Protection		Transorb protected
Output Connection		Standard
Output Noise		1% of V-out, 20MHz BW

### Input Specifications

Input		36-57 Vdc
Input Current Overload Protection	Reset power to start unit	When $I_{in} > 450\text{mA}$ for 75mSec, input latches off
Input Surge		Transorb protected
Input Undervoltage	Turn on Turn off	33-42Vdc 30-34Vdc

### Environmental Specifications

Operating temperature	-40°C to +60°C
Storage Temperature	-40°C to +85°C
Max ambient operating Temp	60°C @ Full load

### General Specifications

Efficiency	In Midspan configuration	Measured from Data/Power pins of RJ45 connector, to output of std Switchcraft 712A conn.
	5V	87% min.
	12V	88% min.
	24V	90% min.
Switching Frequency		200kHz +/- 1%
Recovery time		100Usec to 1% V-out (SR= 1a/10Usec)
I-overload		120% ± 5%
Short Circuit		Auto recovery when short is removed
Thermal Shutdown		Internally protected against over-temp conditions.
Approvals and Safety Standards		TUV Pending
Case and Dimension		3.0L x 2.1W x 1.0H (in)
Weight		58g (2.05oz)
Input Connector		Standard RJ45 connector




# LS15

## Series Line Splitter

PoE

### Data/Power in & Data Out Connection

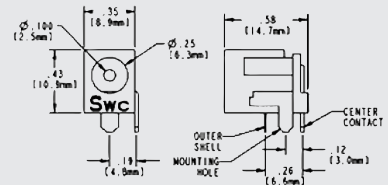


**Standard RJ45 Jack**  
Configuration- For 802.3af compliant units

Pin	Mode A	Mode B
1	Pos Vport, Neg Vport	
2	Pos Vport, Neg Vport	
3	Neg Vport, Pos Vport	
4		Pos Vport, Neg Vport
5		Pos Vport, Neg Vport
6	Neg Vport, Pos Vport	
7		Neg Vport, Pos Vport
8		Neg Vport, Pos Vport

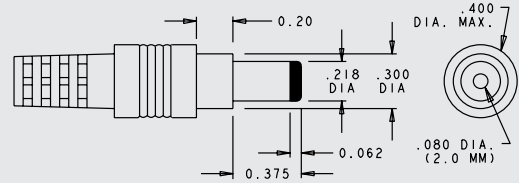
### Power Out Connection

1



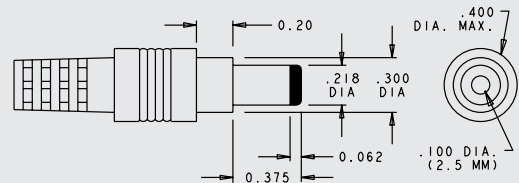
Description	Switchcraft RAPC 712A connector or equivalent
Pinout Code	Center contact: positive
Suggested Mating	Switchcraft 760 plug or equivalent

2



Description	12", 18AWG Cable w Switchcraft S760 connector or equivalent
Pinout Code	Center contact: positive
Suggested Mating	Switchcraft 722A plug or equivalent

3



Description	12", 18AWG Cable w Switchcraft 760 connector or equivalent
Pinout Code	Center contact: positive
Suggested Mating	Switchcraft 712A plug or equivalent

